

Nome : \_\_\_\_\_

INFORMAÇÃO : \_\_\_\_\_


Data : \_\_/\_\_/\_\_

# Divisão


Aprender a dividir

1 – Completa e efetua o cálculo, conforme o exemplo.

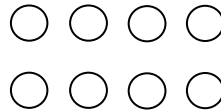
$4 \div 2 = \underline{2}$




$6 \div 3 = \underline{\quad}$



$8 \div 2 = \underline{\quad}$



$12 \div 3 = \underline{\quad}$



$9 \div 3 = \underline{\quad}$

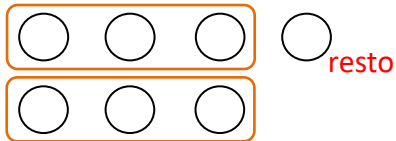
$10 \div 2 = \underline{\quad}$

$10 \div 5 = \underline{\quad}$

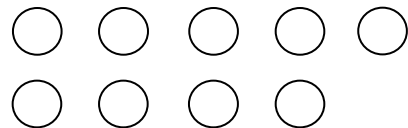
$8 \div 4 = \underline{\quad}$

2 – Completa e efetua o cálculo, conforme o exemplo.

$7 \div 3 = \underline{2 (+1 \text{ círculo no resto})}$



$9 \div 4 = \underline{\quad}$



$12 \div 5 = \underline{\quad}$

$17 \div 3 = \underline{\quad}$